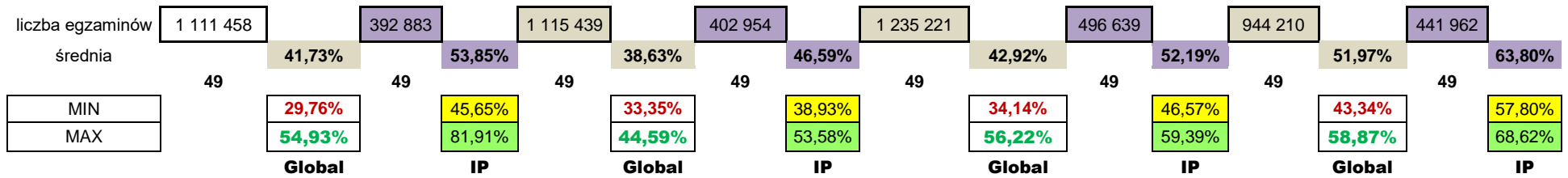


Wyniki egzaminów teoretycznych kat. B Word-ów w latach 2013 - 2020

/ uporządkowanie wg. pierwsze podejście [IP] 2018 /


egzaminy Teoria kat. B	2013				2014				2015				2016			
	L	%	L	%	L	%	L	%	L	%	L	%	L	%		
WORD	Global		I podejście		Global		I podejście		Global		I podejście		Global		I podejście	
LUBLIN	24588	35,56%	9329	52,17%	25967	42,25%	10880	50,52%	28517	47,62%	12500	56,70%	23283	56,40%	11682	66,79%
ŁÓDŹ	20649	46,90%	7167	60,29%	20994	44,59%	7905	53,58%	23007	46,69%	9754	59,39%	18848	57,29%	9072	67,03%
RZESZÓW	29585	40,58%	11017	49,54%	32102	39,58%	12254	47,44%	35570	55,95%	15184	53,46%	26780	55,25%	13382	68,62%
BIAŁYSTOK	14386	48,90%	5753	60,40%	14601	43,87%	5782	51,58%	16887	42,47%	7085	55,96%	12928	56,67%	6542	65,70%
OSTROŁĘKA	15225	44,50%	6416	53,41%	15275	40,29%	6225	48,55%	16533	45,77%	7119	55,68%	11305	56,91%	5996	67,58%
KROSNO	11812	54,93%	5868	64,59%	17396	41,74%	6994	50,10%	18279	46,41%	8072	56,72%	13782	56,29%	7293	68,23%
POZNAŃ	43239	38,20%	12822	55,62%	38536	39,20%	14866	49,04%	44099	43,93%	16942	55,99%	32951	52,71%	15177	65,39%
KATOWICE	104528	37,56%	32105	48,82%	90466	37,77%	31004	46,84%	89559	42,94%	35246	53,37%	67388	55,25%	32607	66,92%
BYDGOSZCZ	22934	41,17%	7936	55,62%	20289	40,09%	7547	48,66%	27315	45,34%	11192	55,68%	21802	55,14%	10244	67,72%
WŁOCŁAWEK	10685	38,99%	3720	49,38%	11112	38,53%	3983	46,33%	11614	45,08%	4800	54,57%	9012	58,87%	4384	64,42%
ZAMOŚĆ	9826	46,90%	383	56,71%	12282	40,07%	4421	47,42%	11108	45,73%	4894	54,33%	8622	54,49%	4083	64,44%
TARNOBRZEG	21012	44,13%	8015	57,18%	23307	38,63%	8401	46,60%	23501	45,22%	9955	54,80%	18321	53,53%	8926	65,25%
CZĘSTOCHOWA	21204	39,24%	7028	50,01%	20638	37,95%	7799	45,38%	22176	41,08%	8444	50,70%	16492	51,06%	7500	64,45%
SUWALKI	9383	49,50%	4515	57,20%	11401	42,73%	4681	49,21%	12745	46,51%	5622	55,08%	9588	54,38%	4824	64,32%
SZCZECIN	26961	41,80%	8132	52,42%	24709	38,98%	7929	46,69%	26893	42,80%	10724	50,84%	20378	54,44%	9401	65,23%
BIELSKO BIAŁA	27252	40,27%	9619	52,44%	22952	42,62%	9007	52,06%	20242	49,22%	9266	58,33%	15216	58,59%	8070	67,58%
PIOTRKÓW Tryb	14855	48,20%	6370	60,40%	17807	40,87%	6990	48,69%	18838	45,37%	8047	54,51%	14197	52,88%	6867	64,64%
ELBLĄG	11664	42,56%	4551	52,43%	12916	37,67%	4723	45,92%	14220	56,22%	5862	46,87%	10914	53,01%	5022	65,01%
KRAKÓW	44926	41,75%	16316	53,11%	45376	40,32%	18106	48,61%	60005	43,27%	25296	53,45%	45544	53,43%	22487	65,38%
Biała Podlaska	8884	41,84%	3329	50,40%	11939	41,08%	4933	49,18%	13850	43,85%	5827	53,56%	10637	53,14%	4959	64,53%
GDAŃSK	41478	42,93%	13994	56,46%	39436	41,04%	13654	49,99%	44869	45,97%	18064	55,11%	35359	55,59%	17125	65,53%
KIELCE	25149	37,63%	16291	81,91%	27797	36,54%	9496	43,70%	34542	40,38%	12920	49,51%	25806	50,59%	11381	63,26%
KALISZ	15391	50,20%	6748	61,19%	18034	40,92%	6890	49,42%	20173	44,73%	8335	54,81%	15581	51,74%	7357	63,94%
WROCŁAW	28168	42,25%	9594	54,30%	26227	42,48%	9236	50,87%	27966	46,82%	11579	54,54%	23173	54,31%	10611	64,90%
PRZEMYŚL	7749	44,99%	3096	54,65%	8836	39,98%	3328	46,80%	10963	41,15%	4360	50,77%	8052	51,45%	3703	64,30%
TARNÓW	18358	37,72%	6275	49,59%	17043	37,50%	6088	46,46%	19051	40,91%	7146	52,38%	14296	50,98%	6569	65,49%
WARSZAWA	65809	40,50%	22026	49,30%	58492	39,85%	21037	47,06%	61667	34,14%	29321	52,23%	52003	53,45%	26928	63,09%
OLSZTYN	19424	45,11%	8024	53,71%	20610	39,88%	7843	47,72%	21677	43,41%	8720	53,57%	16959	52,01%	8034	63,23%
PIŁA	23514	37,40%	7585	49,70%	24494	34,40%	8448	42,50%	25532	40,86%	9670	51,09%	18503	50,76%	8302	64,97%
ŁÓMŻA	15199	52,90%	7378	59,90%	18367	40,60%	7413	46,58%	22477	42,00%	9410	52,33%	17508	50,38%	8387	62,95%
KONIN	17234	44,90%	6932	56,48%	21698	35,18%	7320	44,36%	20727	38,91%	7500	50,25%	14252	49,04%	6318	62,55%
GORZÓW Wlkp.	18459	36,45%	6421	50,46%	17546	34,97%	5744	42,68%	19030	40,61%	7220	49,73%	14773	48,67%	6443	60,97%
OPOLE	30572	29,76%	8028	46,36%	26110	36,77%	8992	46,57%	28119	41,93%	11365	51,27%	22222	50,70%	9932	64,27%
Zielona G.	20099	40,86%	7178	52,66%	21053	36,66%	7249	43,68%	24955	38,54%	8426	47,97%	17445	49,63%	7632	62,25%
SIEDLCE	23158	35,32%	7452	46,66%	19781	37,67%	7059	47,05%	23069	41,84%	9187	52,56%	17654	48,78%	7593	61,98%
TORUŃ	30542	39,53%	10530	50,97%	28586	40,09%	10705	46,69%	32687	43,24%	13141	51,49%	25933	52,09%	12113	62,45%

NOWY SĄCZ	31066	36,24%	10874	47,44%	32975	34,34%	10232	42,22%	37263	37,91%	14366	48,32%	27885	47,44%	12113	62,98%
SŁUPSK	12939	38,00%	4232	51,89%	13096	35,57%	4832	41,67%	14144	39,73%	5315	48,37%	10477	47,43%	4282	59,62%
PŁOCK	13303	38,83%	4552	48,55%	15077	36,12%	5047	43,82%	16425	40,40%	6335	50,57%	14031	49,04%	6236	62,41%
CHEŁM	9448	37,29%	2907	45,99%	9177	37,28%	3147	45,12%	9544	42,03%	3658	50,66%	6966	51,98%	3171	62,79%
SIERADZ	19512	42,29%	7284	56,81%	21419	38,85%	7974	47,29%	22451	43,28%	9177	54,16%	17389	49,69%	7878	62,57%
CIECHANÓW	11293	41,68%	4096	49,90%	12486	34,79%	4392	42,22%	16822	37,24%	6149	46,57%	12324	47,04%	5148	61,32%
JELENIA G.	9989	48,35%	4024	58,87%	13071	40,28%	4964	45,81%	23334	42,26%	9485	49,70%	17220	52,06%	8096	62,38%
LEGNICA	19045	38,37%	6485	47,06%	19123	34,91%	6316	41,50%	17713	38,73%	6176	47,19%	12730	47,99%	5415	60,41%
LESZNO	15155	39,37%	5025	53,35%	17354	33,69%	5477	43,98%	19432	37,10%	6941	49,12%	14913	43,34%	6033	58,28%
KOSZALIN	13432	39,95%	4653	48,87%	13816	33,35%	4284	38,93%	15243	39,06%	5319	47,31%	11260	49,64%	4764	61,10%
WAŁBRZYCH	17911	45,11%	5879	57,77%	18292	37,10%	6524	44,34%	21598	40,79%	8466	49,58%	16715	47,10%	7247	57,80%
RADOM	28671	36,46%	9383	45,65%	29030	34,42%	9059	43,71%	30561	37,25%	10289	46,61%	21202	46,90%	8695	60,48%
SKIERNIEWICE	15793	40,70%	5546	54,90%	16348	38,67%	5774	47,54%	18229	40,47%	6768	49,75%	13591	47,01%	5938	58,86%

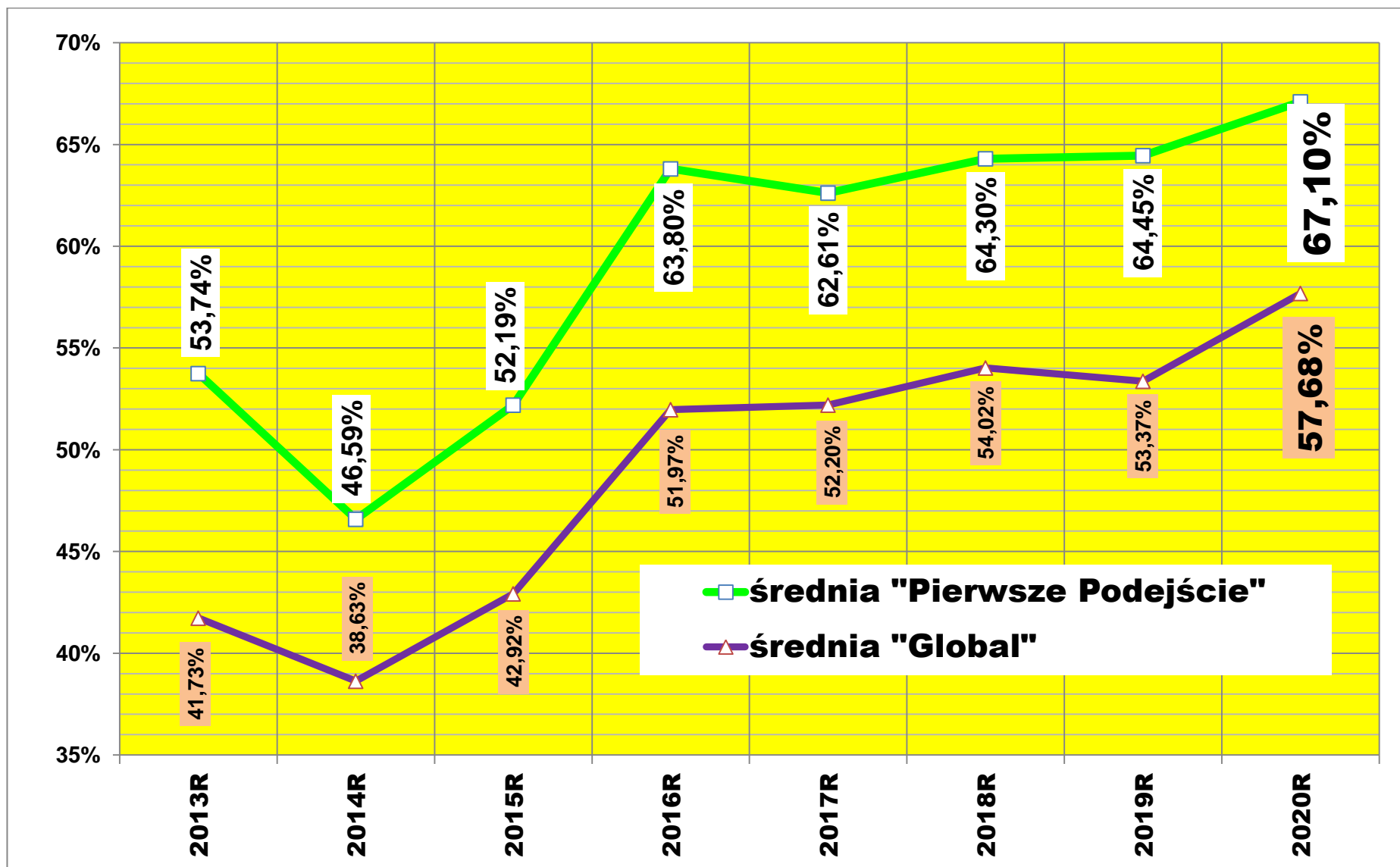


egzaminacja Teoria	2017				2018				2019				2020			
	kat. B		L	%	L	%	L	%	L	%	L	%	L	%		
WORD	Global		I podejście		Global		I podejście		Global		I podejście		Global		I podejście	
LUBLIN	20553	56,98%	10726	66,49%	19776	59,95%	10570	68,68%	17628	59,30%	9684	68,21%	15118	63,84%	8953	71,55%
ŁÓDŹ	16462	57,27%	8049	65,11%	16932	58,81%	8623	68,21%	14328	58,50%	7419	68,37%	12593	63,10%	7110	71,13%
RZESZÓW	23768	56,80%	12337	67,12%	23661	58,05%	12887	67,91%	20117	58,46%	11011	68,02%	16431	62,06%	9716	72,06%
BIAŁYSTOK	12731	55,42%	6382	64,15%	12394	58,68%	6566	67,67%	11404	57,16%	5667	66,88%	10573	60,48%	5148	69,93%
OSTROŁĘKA	10532	59,68%	7074	68,29%	10383	58,01%	5722	67,60%	9492	57,43%	5158	66,13%	8263	60,42%	4537	69,61%
KROSNO	12483	56,72%	6817	67,65%	12776	57,90%	7052	67,41%	10678	57,89%	5879	68,07%	9225	62,42%	5435	70,25%
POZNAŃ	29577	52,89%	14206	64,23%	29245	55,77%	14980	66,98%	25648	57,48%	13280	68,46%	22138	60,98%	11633	70,45%
KATOWICE	61111	43,68%	31034	65,45%	61561	57,46%	32383	66,92%	55128	42,33%	29394	66,60%	44765	60,47%	4657	67,32%
BYDGOSZCZ	18969	57,21%	9744	66,03%	19607	57,90%	10322	66,70%	17416	58,84%	9365	67,38%	613	61,16%	8149	68,17%
WŁOCŁAWEK	8821	52,47%	4152	62,69%	8020	55,84%	4127	66,63%	7108	54,94%	3614	65,77%	6346	56,67%	3336	68,50%
ZAMOŚĆ	8896	54,64%	4572	63,38%	9640	57,07%	5085	66,61%	9278	55,05%	4771	65,06%	8009	56,36%	4231	66,15%
TARNOBRZEG	15479	54,99%	7879	64,88%	14910	56,53%	7801	66,56%	12948	64,80%	6749	66,40%	10728	58,38%	5798	68,14%
CZĘSTOCHOWA	15068	52,32%	7210	63,51%	14604	54,94%	7397	66,30%	12806	55,58%	6478	64,88%	10975	58,52%	5994	68,18%
SUWAŁKI	8642	56,10%	4447	65,28%	8258	57,60%	4369	65,90%	7302	58,16%	3952	66,83%	6660	60,72%	3807	69,14%
SZCZECIN	17974	56,06%	8656	64,61%	19560	57,51%	10038	65,68%	18414	43,75%	9241	64,43%	13349	60,96%	7517	68,05%
BIELSKO BIAŁA	13570	56,48%	6900	64,71%	13723	57,90%	7225	65,62%	12098	58,39%	6445	67,08%	10597	63,57%	6289	71,41%

PIOTRKÓW Tryb	13266	52,89%	6487	63,06%	12695	54,78%	6333	65,61%	11028	54,76%	5609	65,32%	9421	57,69%	5045	67,10%
ELBLĄG	10065	53,34%	4794	64,52%	9506	55,83%	4851	65,57%	8435	53,01%	4135	63,36%	6442	58,30%	3460	66,39%
KRAKÓW	41257	54,37%	21256	64,51%	41552	54,99%	21654	65,42%	35589	44,17%	18933	66,36%	26814	60,38%	15943	69,89%
Biała Podlaska	9769	52,48%	4886	62,51%	9696	54,61%	4967	65,41%	8266	56,61%	4366	66,63%	6884	58,21%	3986	58,78%
GDAŃSK	33101	53,77%	15909	63,35%	32770	56,22%	16752	65,37%	29166	56,19%	14945	65,69%	25532	59,09%	14116	67,80%
KIELCE	22485	52,70%	10722	62,59%	21283	55,11%	10743	65,31%	18527	56,44%	9609	66,08%	14677	59,54%	8207	67,95%
KALISZ	14392	52,10%	6915	61,92%	13565	54,19%	6811	65,10%	11217	53,52%	5608	64,19%	9612	57,03%	5074	67,78%
WROCŁAW	21129	56,98%	10138	62,51%	20612	56,73%	10330	65,05%	17664	56,54%	8924	65,55%	17824	58,96%	9490	68,49%
PRZEMYŚL	6718	51,88%	3218	62,52%	6245	53,71%	3107	65,05%	5355	53,09%	2635	64,09%	4567	57,52%	2441	67,80%
TARNÓW	12427	50,52%	5700	63,72%	12478	52,52%	6066	64,61%	11092	47,99%	5372	64,46%	9233	59,23%	5011	69,49%
WARSZAWA	49991	53,67%	23528	63,07%	48722	55,28%	24953	64,56%	41419	56,76%	22007	65,84%	38771	60,75%	21887	69,96%
OLSZTYN	15995	51,75%	7617	61,49%	15284	54,08%	7689	64,40%	13552	55,33%	7041	64,64%	11212	59,05%	6254	67,54%
PIŁA	15123	51,44%	7059	62,67%	14349	52,40%	6900	64,09%	12345	52,47%	5925	64,32%	9936	58,17%	5407	68,49%
ŁOMŻA	16258	50,13%	7900	61,18%	17438	52,98%	8932	63,84%	17058	51,50%	8551	63,49%	14024	55,51%	623	66,36%
KONIN	12588	49,15%	5778	61,96%	12252	51,65%	5842	63,47%	10708	51,97%	5127	64,35%	8718	55,01%	4461	67,07%
GORZÓW Wlkp.	14502	48,82%	5154	61,31%	13208	49,06%	4787	63,46%	10751	49,10%	3867	63,56%	8415	53,92%	3868	63,55%
OPOLE	19055	51,72%	9016	62,63%	19876	52,95%	10079	63,14%	17820	52,33%	8968	61,10%	13545	57,11%	7539	66,99%
Zielona G.	16779	48,13%	7231	59,92%	15840	51,08%	7273	63,06%	14594	49,66%	6558	61,42%	11250	54,00%	5558	64,48%
SIEDLCE	16209	50,06%	7376	61,32%	15710	52,78%	7549	63,04%	13585	53,16%	6642	64,08%	11790	57,74%	6290	67,27%
TORUŃ	24147	52,67%	11505	61,86%	23587	53,91%	11736	62,89%	21354	54,91%	10920	63,97%	16597	58,25%	9049	66,88%
NOWY SĄCZ	25004	47,68%	11376	59,94%	24872	49,77%	11845	62,67%	22405	49,05%	10566	60,97%	18665	53,96%	9823	65,42%
SŁUPSK	10092	50,86%	4623	61,95%	9805	51,43%	4628	62,38%	8688	51,16%	4080	61,91%	6934	52,58%	3468	64,16%
PŁOCK	13083	52,43%	6557	61,58%	13276	52,73%	6597	62,13%	11645	53,25%	5871	63,50%	10166	55,61%	5373	65,36%
CHEŁM	6458	52,07%	3030	60,17%	6360	53,65%	3142	61,94%	5781	53,21%	2778	62,13%	4876	53,16%	2375	64,17%
SIERADZ	16340	49,38%	4365	60,77%	16269	48,85%	7472	61,86%	13567	50,46%	6446	62,88%	11355	54,39%	5598	65,18%
CIECHANÓW	11047	48,43%	4894	60,03%	10715	50,40%	5017	61,17%	9377	50,15%	4448	60,70%	7788	53,35%	3872	64,08%
JELENIA G.	16426	52,74%	7771	60,12%	18979	52,59%	9534	60,92%	20090	52,09%	10010	61,50%	16057	54,57%	8472	63,95%
LEGNICA	10287	49,19%	4571	60,77%	10594	50,57%	4903	60,92%	9386	49,48%	4214	61,30%	8448	56,77%	4521	65,72%
LESZNO	13921	43,18%	5646	57,99%	14317	45,74%	6161	60,83%	12346	48,40%	5662	63,46%	10663	52,83%	5394	66,24%
KOSZALIN	12386	49,94%	5680	58,47%	13731	49,89%	6375	59,51%	12003	51,01%	5653	59,42%	8842	54,90%	4677	63,40%
WAŁBRZYCH	14976	48,54%	6844	57,58%	14341	49,77%	6673	59,27%	12114	49,81%	5586	61,19%	10115	54,56%	5227	63,90%
RADOM	20409	46,70%	8757	57,10%	21082	48,47%	9462	59,14%	17947	49,58%	8217	61,59%	14162	52,58%	7048	63,29%
SKIERNIEWICE	11190	48,19%	4992	59,40%	11846	48,39%	5413	58,14%	10245	49,77%	4901	60,64%	8999	51,66%	4466	62,83%



Zobrazowanie graficzne **średniej zdawalności** państwowych egzaminów teoretycznych kat. **B** prawa jazdy



Dziesięć WORD-ów z górnej i dolnej "półki" / uporządkowanie wg. "pierwsze podejście" /

Ranking Word-ów wg. średniej zdawalności egzaminów teoretycznych kat. **B NARASTAJĄCO** w okresie **8 lat: 2013 - 2020**

	średnia kat. B / Teoria / 2013 - 2020	"Global"	Pierwsze podejście
1	ŁÓDŹ	54,14%	64,14%
2	KROSNO	54,69%	64,13%
3	BIAŁYSTOK	52,96%	62,78%
4	LUBLIN	52,74%	62,64%
5	KIELCE	48,62%	62,54%
6	BIELSKO BIAŁA	53,38%	62,40%
7	OSTROŁĘKA	52,88%	62,11%
8	POZNAŃ	50,15%	62,02%
9	BYDGOSZCZ	52,11%	62,00%
10	RZESZÓW	53,34%	61,77%
11	SUWAŁKI	53,21%	61,62%
12	TARNOBRZEG	52,03%	61,23%
13	PIOTRKÓW Trybunalski	50,93%	61,17%
14	GDAŃSK	51,35%	61,16%
15	KALISZ	50,55%	61,04%
16	KRAKÓW	49,09%	60,84%

17	WROCLAW	51,88%	60,78%
18	ZAMOŚĆ	51,29%	60,51%
19	KATOWICE	47,18%	60,28%
20	WŁOCŁAWEK	50,17%	59,79%
21	SZCZECIN	49,54%	59,74%
22	ŁOMŻA	49,50%	59,58%
23	OLSZTYN	50,08%	59,54%
24	TARNÓW	47,17%	59,53%
25	PRZEMYŚL	49,22%	59,50%
26	WARSZAWA	49,30%	59,39%
27	CZĘSTOCHOWA	48,84%	59,18%
28	SIERADZ	47,15%	58,94%
29	Biała Podlaska	50,23%	58,88%
30	KONIN	46,98%	58,81%
31	ELBLĄG	51,24%	58,76%
32	PIŁA	47,24%	58,48%
33	TORUŃ	49,34%	58,40%

34	SIEDLCE	47,17%	58,00%
35	JELENIA Góra	49,37%	57,91%
36	OPOLE	46,66%	57,79%
37	PŁOCK	47,30%	57,24%
38	GORZÓW Wielkopolski	45,20%	56,97%
39	Zielona Góra	46,07%	56,93%
40	LESZNO	42,96%	56,66%
41	CHEŁM	47,58%	56,62%
42	SKIERNIEWICE	45,61%	56,51%
43	SŁUPSK	45,85%	56,49%
44	WAŁBRZYCH	46,60%	56,43%
45	NOWY SĄCZ	44,55%	56,25%
46	CIECHANÓW	45,39%	55,75%
47	LEGNICA	45,75%	55,61%
48	RADOM	44,05%	54,70%
49	KOSZALIN	45,97%	54,63%
	średnia	49,07%	59,35%

www.izbaosk.eu

opracował, 14 marca 2021: Roman Stencel

Kopiowanie, przetwarzanie, publikowanie - bez zgody zabronione!

<http://dane.izbaosk.eu/images/WykresEgzaminyTeoret,B,Narast2020.jpg>

<http://dane.izbaosk.eu/images/WykresRanking10WordowNarastajTeoria,B2020.jpg>

http://dane.izbaosk.eu/images/WykresEgzaminyUdzial_InstruktoraNarast2020.jpg