

Zdawalność egzaminów praktycznych kat. B prawa jazdy / na podstawie danych pozyskanych z 49 WORD-ów (Wojewódzki Ośrodek Ruchu Drogowego)

uporządkowanie wg. **Global 2017**

	Global	Global	Global	Global	I podejście	Global	I podejście	Global	I podejście	Global	I podejście	Global	I podejście	Global	I podejście	Global	I podejście	Global	I podejście	Global	I podejście
WORD \ Rok	2006R	2007R	2008R	2009R	2009R	2010R	2010R	2011R	2011R	2012R	2012R	2013R	2013R	2014R	2014R	2015R	2015R	2016R	2016R	2017R	2017R
OSTROŁĘKA	47,10%	44,30%	45,90%	43,20%	50,10%	48,00%	52,40%	46,00%	52,90%	47,21%	53,65%	47,60%	54,88%	52,87%	58,04%	51,36%	58,03%	51,52%	58,84%	54,19%	60,28%
JELEŃ G.	30,60%	26,60%	27,30%	26,00%	27,30%	27,80%	29,30%	29,40%	31,40%	29,30%	30,50%	32,17%	32,83%	38,09%	43,33%	43,46%	47,44%	45,33%	51,67%	46,91%	52,74%
PŁOCK	37,70%	35,20%	31,30%	31,00%	34,50%	34,20%	37,50%	35,40%	39,70%	36,70%	40,10%	38,62%	47,55%	43,91%	50,15%	41,59%	47,68%	43,60%	50,34%	46,85%	55,34%
ŁOMŻA	41,70%	41,80%	42,90%	43,50%	43,20%	43,70%	43,30%	42,80%	41,80%	42,30%	41,00%	46,10%	47,20%	49,45%	53,23%	46,60%	50,54%	46,18%	51,19%	46,18%	51,17%
RZESZÓW	31,50%	34,80%	33,60%	35,80%	37,70%	36,90%	40,10%	39,10%	41,70%	38,70%	41,30%	36,43%	43,58%	44,54%	49,59%	41,91%	45,90%	41,50%	46,62%	42,43%	50,23%
SUWAŁKI	35,60%	32,60%	36,70%	38,60%	40,70%	39,40%	43,00%	39,90%	43,20%	39,00%	43,50%	41,60%	48,20%	44,77%	50,48%	43,21%	47,96%	39,89%	47,76%	42,03%	50,26%
WŁOCŁAWEK	30,90%	30,90%	28,60%	27,20%	28,20%	24,60%	26,70%	27,40%	31,20%	31,60%	35,80%	33,43%	41,24%	39,49%	46,03%	40,91%	47,78%	40,87%	49,18%	41,21%	48,31%
SIEDLCE	32,20%	31,30%	32,80%	32,10%	34,40%	34,10%	36,80%	34,30%	37,20%	34,00%	37,90%	35,20%	41,92%	38,43%	44,95%	40,37%	45,88%	38,98%	47,04%	41,06%	49,70%
WROCŁAW	30,90%	31,60%	29,90%	28,90%	28,30%	25,10%	25,50%	24,30%	22,60%	27,20%	26,50%	29,97%	30,20%	30,51%	32,09%	29,46%	30,78%	35,78%	38,19%	39,88%	42,96%
TARNOBRZEG	30,50%	32,30%	30,60%	28,50%	30,40%	31,20%	33,00%	30,60%	32,60%	31,70%	35,00%	33,89%	40,86%	41,02%	48,75%	39,90%	46,40%	39,25%	47,06%	39,79%	47,47%
BIAŁYSTOK	30,90%	30,30%	33,70%	31,80%	33,20%	31,60%	30,80%	30,70%	29,40%	26,90%	26,40%	28,28%	31,30%	34,68%	37,07%	38,00%	41,82%	39,79%	44,13%	38,71%	42,60%
LUBLIN	28,30%	28,90%	27,80%	26,70%	26,20%	28,10%	29,10%	29,60%	29,90%	29,40%	29,70%	30,49%	32,67%	31,83%	33,67%	32,68%	35,69%	34,66%	39,09%	37,82%	43,08%
KALISZ	31,90%	36,20%	35,60%	32,20%	36,60%	31,20%	35,80%	31,00%	35,00%	29,70%	32,70%	30,25%	33,96%	31,90%	35,67%	32,19%	35,82%	33,80%	39,84%	37,40%	45,15%
LESZNO	26,50%	30,80%	30,90%	28,10%	30,90%	33,90%	39,90%	31,70%	36,30%	29,30%	33,20%	30,26%	34,84%	34,25%	37,96%	33,85%	39,34%	33,94%	40,24%	37,34%	45,34%
Biała Podlaska	30,70%	31,00%	29,20%	28,20%	28,10%	27,90%	27,50%	31,60%	33,20%	32,10%	34,60%	31,77%	38,00%	40,66%	45,01%	39,64%	44,27%	38,02%	44,45%	37,04%	44,13%
KRAKÓW	32,60%	29,80%	29,20%	31,60%	32,20%	30,50%	31,00%	29,13%	28,84%	30,17%	28,82%	30,71%	32,93%	34,61%	37,23%	43,27%	40,29%	38,30%	42,31%	36,29%	40,41%
CIECHANÓW	32,40%	31,10%	30,80%	31,10%	35,70%	35,70%	40,30%	35,10%	41,80%	30,20%	36,50%	32,32%	40,55%	39,77%	46,90%	36,40%	43,05%	33,09%	40,07%	35,93%	43,78%
SKIERNIEWICE	26,20%	31,00%	30,00%	31,30%	31,10%	29,00%	28,00%	27,70%	25,10%	26,70%	25,30%	28,30%	29,47%	30,40%	28,93%	33,87%	33,49%	31,86%	34,09%	35,84%	37,49%
OLSZTYN	32,40%	35,30%	36,00%	35,40%	38,10%	36,80%	40,10%	36,80%	39,60%	34,50%	38,90%	36,32%	40,68%	33,27%	38,68%	34,63%	38,17%	34,84%	40,18%	35,69%	41,87%
SIERADZ	36,90%	36,50%	34,90%	33,90%	37,80%	33,90%	38,80%	32,40%	36,50%	31,00%	35,00%	31,64%	37,81%	35,19%	40,80%	32,97%	37,98%	33,10%	39,67%	35,40%	41,87%
PRZEMYŚL	37,70%	31,10%	27,70%	27,50%	27,30%	30,80%	31,40%	34,00%	35,20%	34,20%	36,60%	32,52%	36,68%	37,76%	41,23%	38,29%	41,83%	33,34%	37,80%	35,39%	40,88%
NOWY SĄCZ	38,50%	38,10%	39,00%	38,40%	41,00%	40,30%	41,80%	39,80%	39,80%	36,89%	38,33%	34,43%	38,11%	33,07%	33,97%	34,91%	36,85%	36,23%	40,25%	35,11%	40,10%
KROSNO	43,80%	45,70%	43,90%	38,40%	43,80%	35,90%	38,70%	36,90%	41,00%	33,80%	38,10%	32,51%	38,30%	38,56%	46,57%	38,83%	47,26%	37,07%	45,62%	34,88%	45,19%
KONIN	32,70%	33,30%	33,40%	32,10%	32,60%	29,80%	30,90%	30,60%	31,00%	30,10%	31,50%	30,87%	33,67%	31,18%	36,11%	32,85%	38,22%	34,19%	41,09%	34,71%	41,45%
RADOM	33,50%	31,40%	36,10%	32,40%	36,20%	32,10%	35,90%	32,70%	36,70%	33,60%	37,70%	33,17%	40,61%	37,34%	42,85%	36,80%	41,90%	35,34%	41,77%	34,32%	40,20%
WARSZAWA	29,30%	28,90%	30,00%	27,30%	24,30%	25,50%	22,20%	28,00%	24,90%	29,00%	26,00%	31,40%	30,60%	32,46%	32,22%	33,12%	34,15%	32,63%	33,89%	34,03%	34,32%
ZAMOŚĆ	30,30%	31,30%	29,20%	26,00%	27,20%	24,30%	24,20%	24,50%	25,90%	27,70%	30,00%	28,70%	35,28%	30,93%	35,37%	31,59%	36,79%	29,92%	37,64%	33,69%	42,27%
CHEŁM	27,60%	26,80%	29,20%	29,70%	31,60%	29,80%	31,70%	28,10%	29,40%	29,00%	31,90%	29,53%	34,28%	32,64%	36,83%	31,91%	35,61%	32,72%	38,83%	33,65%	40,35%
TORUŃ	38,90%	39,30%	34,80%	31,10%	32,90%	29,10%	31,80%	28,90%	30,20%	29,00%	30,60%	30,78%	36,21%	33,28%	38,22%	33,37%	37,33%	34,43%	41,18%	33,56%	40,61%
WAŁBRZYCH	22,90%	28,90%	24,80%	23,70%	20,60%	26,07%	25,72%	24,19%	22,15%	26,78%	26,06%	25,74%	24,25%	28,09%	28,28%	31,05%	32,41%	30,00%	34,09%	33,47%	38,63%
KIELCE	27,20%	27,00%	30,60%	29,90%	28,30%	28,40%	28,60%	28,60%	30,20%	29,10%	30,70%	29,10%	31,12%	31,64%	34,91%	31,46%	36,13%	31,57%	36,66%	33,33%	39,57%
Zielona G.	26,70%	30,50%	30,60%	30,20%	30,50%	31,60%	32,30%	33,70%	35,30%	34,80%	35,00%	36,06%	39,35%	37,64%	40,59%	35,68%	37,87%	32,31%	36,94%	32,71%	37,88%
BIELSKO BIAŁA	32,10%	32,80%	34,60%	31,70%	29,20%	32,50%	30,80%	32,30%	30,20%	30,20%	28,90%	31,21%	30,89%	33,86%	34,84%	34,38%	35,90%	32,02%	32,87%	32,41%	35,36%
LEGNICA	30,30%	26,90%	29,80%	30,40%	30,90%	31,00%	32,90%	31,00%	33,20%	32,80%	36,00%	32,59%	38,23%	35,34%	41,52%	33,75%	38,26%	30,88%	35,68%	32,02%	35,71%

TARNÓW	26,40%	28,50%	31,90%	32,40%	34,80%	29,10%	31,10%	29,90%	32,70%	31,50%	35,70%	33,42%	38,78%	35,48%	40,92%	33,75%	39,68%	31,98%	39,45%	31,66%	40,51%
SŁUPSK	29,50%	29,00%	29,70%	28,70%	26,50%	27,90%	26,30%	27,40%	27,20%	26,60%	26,50%	28,22%	32,38%	32,70%	37,37%	29,42%	33,45%	29,92%	35,00%	31,37%	39,40%
PIOTRKÓW TR	32,90%	36,50%	32,90%	31,50%	34,30%	30,40%	31,90%	29,70%	29,80%	29,40%	30,80%	31,80%	37,10%	33,50%	38,89%	31,44%	34,23%	29,31%	32,27%	31,10%	35,92%
KATOWICE	30,60%	35,20%	31,30%	35,60%	35,50%	31,40%	33,20%	30,50%	32,70%	30,10%	32,50%	27,74%	31,79%	28,50%	31,65%	30,36%	34,02%	30,71%	35,16%	30,75%	36,11%
CZĘSTOCHOWA	37,90%	35,80%	33,70%	31,70%	33,80%	28,70%	30,90%	28,20%	31,00%	25,70%	28,90%	27,94%	32,76%	30,00%	34,65%	27,52%	31,14%	30,17%	35,96%	30,72%	36,85%
POZNAŃ	41,90%	42,50%	37,70%	35,90%	39,20%	31,30%	33,60%	32,20%	33,40%	30,00%	30,70%	31,00%	31,31%	30,50%	33,72%	30,50%	33,18%	29,22%	32,18%	30,43%	33,24%
GORZÓW Wlkp.	35,20%	34,70%	32,50%	31,00%	31,80%	29,10%	28,40%	32,00%	32,90%	32,50%	33,50%	28,52%	33,73%	33,34%	36,83%	33,31%	36,12%	31,88%	36,56%	30,14%	37,27%
BYDGOSZCZ	33,95%	30,70%	28,00%	30,20%	30,60%	27,60%	30,00%	25,80%	26,30%	26,30%	25,80%	25,28%	29,06%	28,96%	33,72%	30,16%	36,64%	28,85%	33,85%	29,83%	36,57%
GDANSK	29,05%	29,32%	31,53%	25,49%	25,10%	23,90%	24,25%	23,70%	23,30%	22,20%	21,20%	26,77%	27,81%	27,57%	31,01%	29,43%	34,15%	28,04%	31,84%	29,71%	35,94%
ELBLĄG	27,90%	29,80%	28,20%	27,20%	30,20%	28,40%	31,60%	30,10%	33,90%	32,20%	36,10%	35,22%	40,83%	35,53%	43,81%	32,05%	38,62%	30,63%	38,26%	29,47%	35,19%
OPOLE	35,80%	32,70%	28,40%	28,90%	29,50%	29,10%	29,80%	27,40%	27,30%	28,80%	28,80%	26,88%	30,41%	26,67%	28,66%	27,58%	28,57%	30,54%	34,25%	29,19%	32,77%
ŁÓDŹ	22,00%	24,70%	24,30%	23,20%	21,26%	22,79%	21,06%	22,60%	21,76%	21,60%	20,16%	22,12%	21,93%	28,16%	29,66%	26,24%	26,41%	26,33%	27,93%	28,04%	30,66%
SZCZECIN	35,60%	37,10%	31,60%	27,10%	28,20%	27,60%	28,00%	24,10%	24,10%	23,00%	21,70%	25,06%	25,03%	25,39%	27,16%	27,77%	29,77%	27,45%	29,99%	27,90%	31,40%
PIŁA	36,10%	34,30%	32,30%	29,00%	31,60%	24,80%	25,20%	24,50%	25,60%	24,70%	26,50%	25,30%	28,70%	26,70%	30,47%	25,09%	27,51%	25,27%	29,46%	27,50%	33,70%
KOSZALIN	29,10%	27,90%	25,60%	25,70%	26,10%	27,10%	29,30%	25,00%	25,90%	23,40%	24,80%	21,83%	23,71%	23,57%	27,00%	21,25%	23,86%	21,58%	24,74%	23,16%	27,51%
	2006R	2007R	2008R	2009R	2009R	2010R	2010R	2011R	2011R	2012R	2012R	2013R	2013R	2014R	2014R	2015R	2015R	2016R	2016R	2017R	2017R
	Global	Global	Global	Global	IP	Global	IP	Global	IP	Global	IP	Global	IP	Global	IP	Global	IP	Global	IP	Global	IP
MAXIMUM	47,10%	45,70%	45,90%	43,50%	50,10%	48,00%	52,40%	46,00%	52,90%	47,21%	53,65%	47,60%	54,88%	52,87%	58,04%	51,36%	58,03%	51,52%	58,84%	54,19%	60,28%
MINIMUM	22,00%	24,70%	24,30%	23,20%	20,60%	22,79%	21,06%	22,60%	21,76%	21,60%	20,16%	21,83%	21,93%	23,57%	27,00%	21,25%	23,86%	21,58%	24,74%	23,16%	27,51%
ŚREDNIA	32,51%	32,71%	32,06%	30,97%	32,24%	30,82%	32,29%	30,84%	32,31%	30,67%	32,40%	31,45%	35,38%	34,49%	38,52%	34,49%	38,29%	34,06%	39,25%	35,15%	41,02%

legenda:

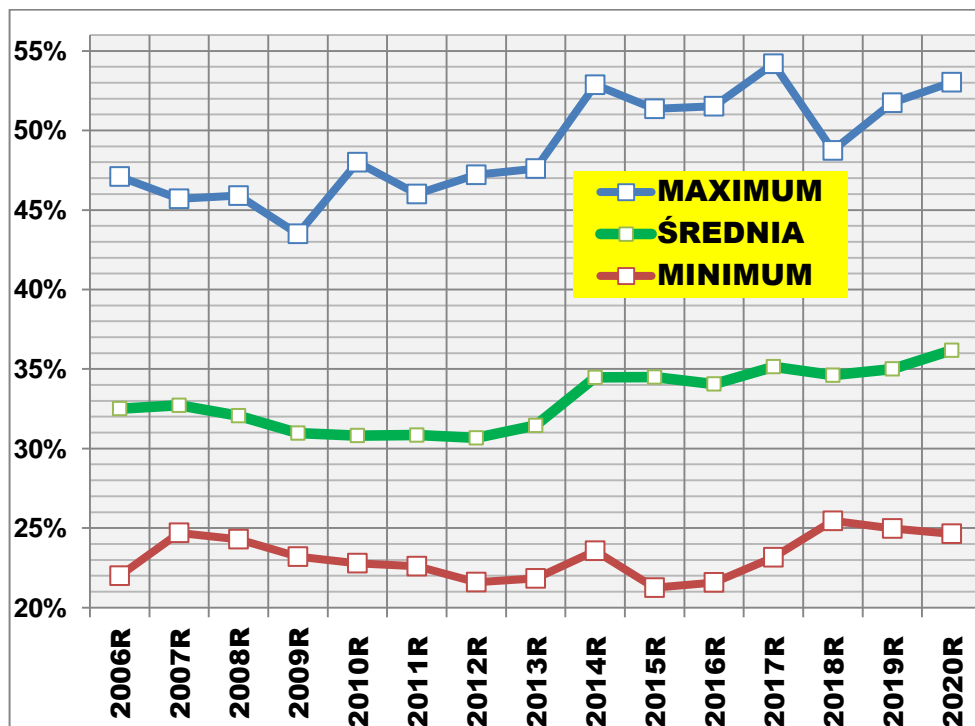
"global" [P/L]

- P liczba wyników pozytywnych / L liczba egzaminów faktycznie przeprowadzonych (kol.10 – kol.19),

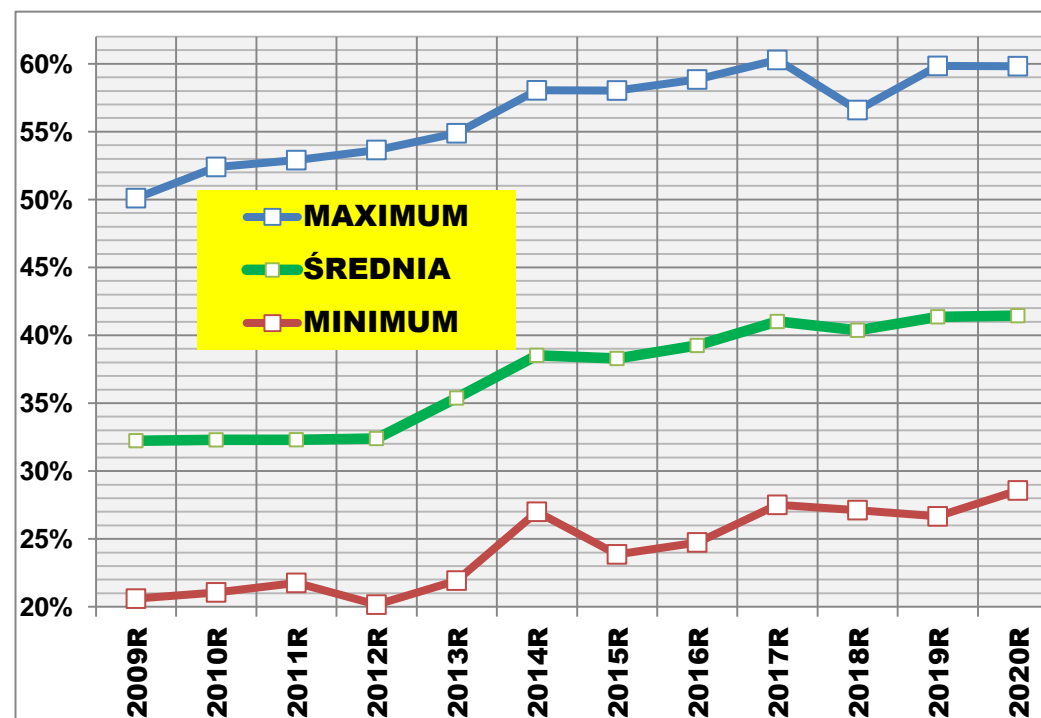
"I podejście " po szkoleniu podstawowym - P liczba wyników pozytywnych / L liczba egzaminów faktycznie przeprowadzonych.

RADOM	34,32%	40,20%	30,43%	35,70%	28,36%	34,24%	30,85%	36,71%										
OPOLE	29,19%	32,77%	29,59%	34,32%	28,19%	32,97%	31,72%	35,96%										
GDĄSK	29,71%	35,94%	29,46%	34,97%	28,96%	34,69%	31,11%	35,42%										
KATOWICE	30,75%	36,11%	30,65%	35,66%	30,50%	36,18%	32,69%	34,60%										
GORZÓW Wlkp.	30,14%	37,27%	30,06%	33,67%	28,93%	34,40%	28,38%	34,40%										
ELBLĄG	29,47%	35,19%	29,62%	38,70%	29,95%	39,19%	28,53%	34,33%										
CZĘSTOCHOWA	30,72%	36,85%	28,77%	33,92%	29,75%	35,97%	29,12%	33,70%										
WARSZAWA	34,03%	34,32%	34,53%	35,97%	34,41%	36,09%	31,71%	31,90%										
PIOTRKÓW Tryb.	31,10%	35,92%	29,22%	33,73%	29,56%	33,90%	28,71%	31,55%										
Biała Podlaska	37,04%	44,13%	37,81%	44,70%	35,15%	42,67%	28,39%	31,43%										
SZCZECIN	27,90%	31,40%	29,09%	33,75%	27,69%	32,88%	26,44%	29,40%										
ŁÓDŹ	28,04%	30,66%	25,66%	27,12%	24,97%	26,66%	26,79%	29,11%										
KOSZALIN	23,16%	27,51%	25,45%	31,44%	25,37%	32,14%	24,64%	28,57%										
	2017R		2018R		2019R		2020R		2021R		2022R		2023R		2024R		2025R	
	Global	IP	Global	IP	Global	IP	Global	IP	Global	IP	Global	IP	Global	IP	Global	IP	Global	IP
Maximum	54,19%	60,28%	48,74%	56,59%	51,74%	59,84%	53,03%	59,82%										
Minimum	23,16%	27,51%	25,45%	27,12%	24,97%	26,66%	24,64%	28,57%										
Średnia	35,15%	41,02%	34,61%	40,37%	35,01%	41,36%	36,18%	41,45%										

Egzaminy praktyczne kat. B wariant **wszystkie podejścia "Global"**



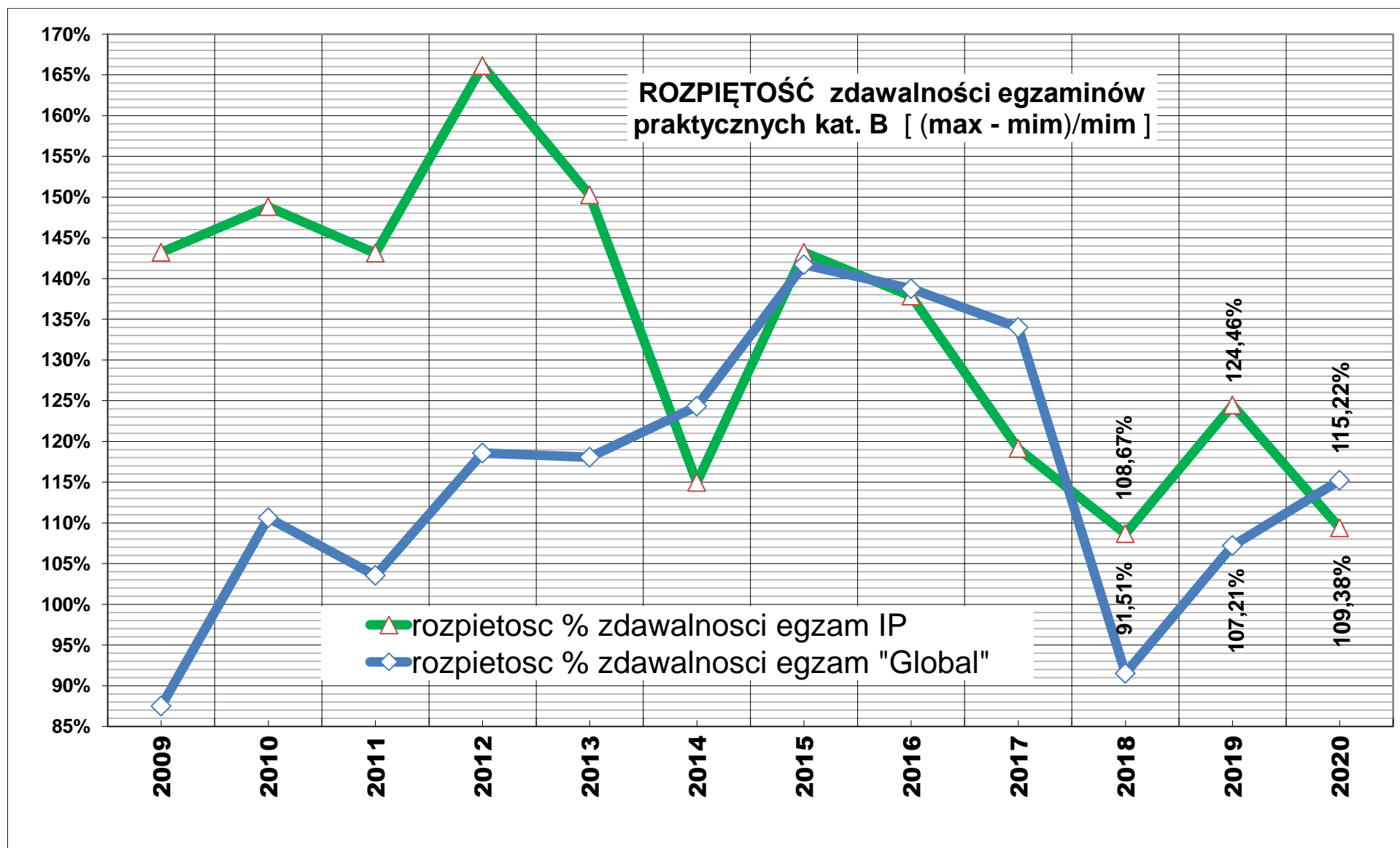
Egzaminy praktyczne kat. B wariant **"Pierwsze Podejście"**



Rozpiętość % wskaźnika średniej zdawalności egzaminów praktycznych kat. B narastająco

Przykładowe wyliczenie wg algorytmu rozpiętości zdawalności egzaminów w 2020 r:

- zdawalność egzaminów pierwszego podejścia [IP] $(59,82-28,57) / 28,57 = 109,38\%$
- zdawalność wszystkich egzaminów wariant [„Global”] $(53,03-24,64) / 24,64 = 115,22\%$



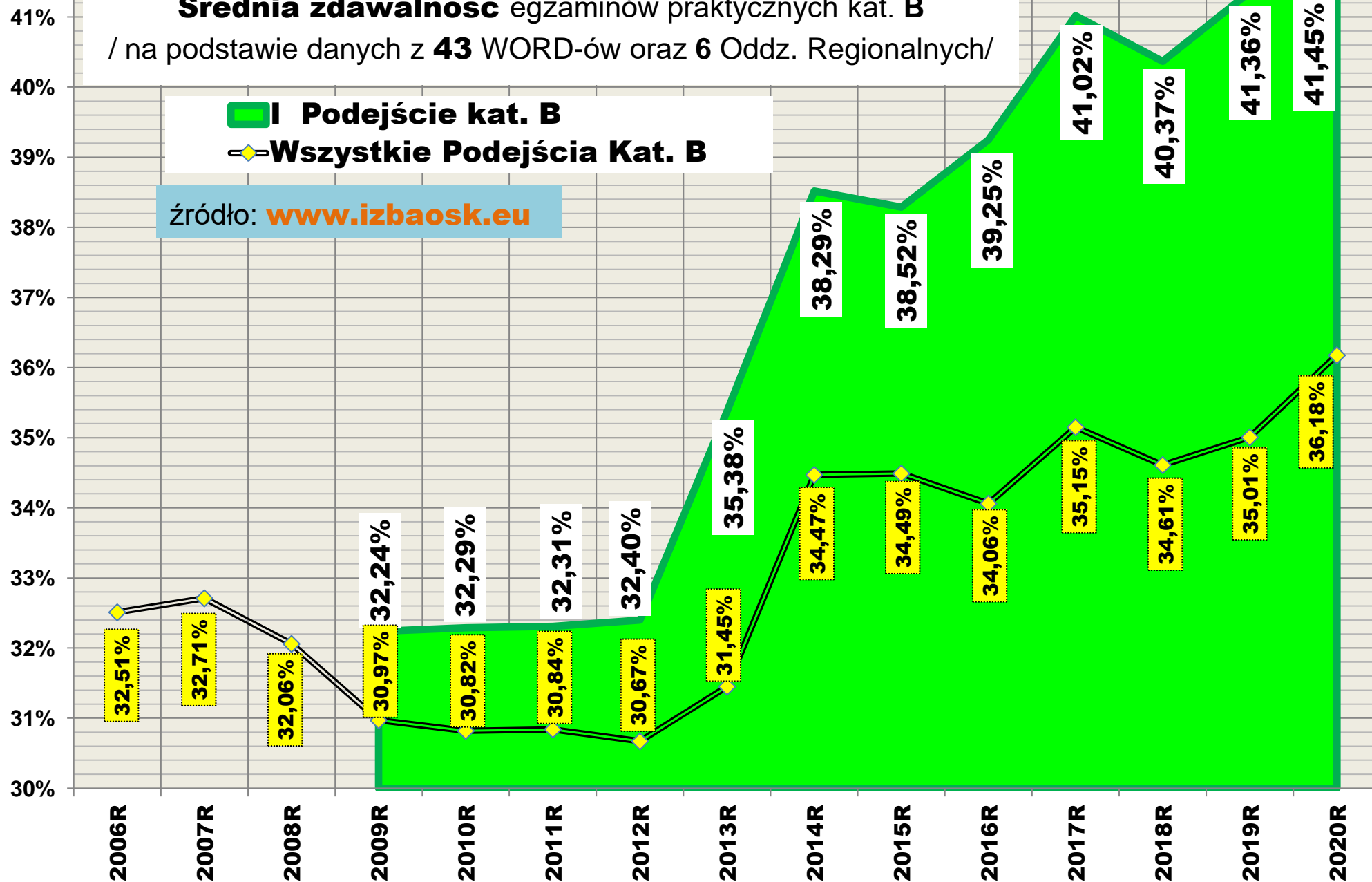
Średnia zdawalność egzaminów praktycznych kat. B

/ na podstawie danych z 43 WORD-ów oraz 6 Oddz. Regionalnych/

■ I Podejście kat. B

◆ Wszystkie Podejścia Kat. B

źródło: www.izbaosk.eu



Dziesięć WORD-ów z górnej i dolnej "półki" / uporządkowanie wg. "Pierwsze podejście" / Ranking Word-ów wg. średniej zdawalność egzaminów **PRAKTYCZNYCH** kat. **B Narastająco** w okresie **12 lat: 2009 - 2020**

uporządkow			
miejsce	Word	"Global"	Pierwsze podejście
1	OSTROŁĘKA	49,61%	56,28%
2	ŁOMŻA	45,12%	47,82%
3	SUWAŁKI	41,89%	47,58%
4	PŁOCK	40,59%	46,87%
5	RZESZÓW	40,07%	44,95%
6	SIEDLCE	37,57%	43,56%
7	KROSNO	35,75%	43,12%
8	JELENIA G.	38,49%	42,53%
9	TARNOBRZEG	36,32%	42,09%
10	LESZNO	35,19%	41,12%
11	CIECHANÓW	34,15%	41,12%
12	KALISZ	35,95%	41,06%
13	WŁOCŁAWEK	35,31%	40,99%
14	OLSZTYN	35,30%	39,75%
15	NOWY SĄCZ	36,59%	39,40%
16	SIERADZ	33,31%	38,65%
17	TARNÓW	32,68%	38,48%

miejsce	Word	"Global"	Pierwsze podejście
18	RADOM	33,12%	38,37%
19	Biała Podlaska	34,02%	38,17%
20	PRZEMYŚL	34,29%	37,63%
21	Zielona G.	34,06%	37,14%
22	TORUŃ	31,98%	36,88%
23	KONIN	32,67%	36,73%
24	ELBLĄG	30,74%	36,73%
25	CHEŁM	31,87%	36,44%
26	BIALYSTOK	34,08%	36,12%
27	LEGNICA	31,86%	35,97%
28	ZAMOŚĆ	30,77%	35,96%
29	LUBLIN	32,66%	35,70%
30	KRAKÓW	33,98%	35,64%
31	POZNAŃ	31,71%	34,56%
32	GORZÓW Wlkp.	30,76%	34,13%
33	KATOWICE	30,79%	34,09%
34	KIELCE	30,66%	33,73%

miejsce	Word	"Global"	Pierwsze podejście
35	WROCLAW	32,48%	33,71%
36	PIOTRKÓW TR	30,47%	33,70%
37	CZĘSTOCHOWA	29,02%	33,30%
38	BYDGOSZCZ	28,86%	33,18%
39	BIELSKO BIAŁA	32,68%	33,10%
40	SŁUPSK	29,64%	32,98%
41	SKIERNIEWICE	31,40%	32,07%
42	PIŁA	27,06%	31,35%
43	WAŁBRZYCH	29,76%	31,31%
44	OPOLE	28,71%	31,11%
45	WARSZAWA	31,17%	30,55%
46	GDAŃSK	27,20%	29,97%
47	SZCZECIN	26,55%	28,45%
48	KOSZALIN	24,00%	27,09%
49	ŁÓDŹ	24,88%	25,31%
	Średnia	33,22%	37,07%
	MAX	49,61%	56,28%
	MIM	24,00%	25,31%

legenda:

"Global" [P/L]

"I podejście" po szkoleniu podstawowym w OSK

- P liczba wyników pozytywnych / L liczba egzaminów faktycznie przeprowadzonych (kol.10 – kol.19),

- P liczba wyników pozytywnych / L liczba egzaminów faktycznie przeprowadzonych.

27 marca 2021

opracował: **Roman Stencel**

kopiowanie, przetwarzanie, publikowanie bez zgody **zabronione!**